

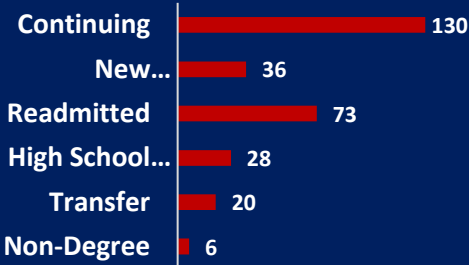


CANKDESKA CIKANA  
COMMUNITY COLLEGE  
Spirit Lake Tribe

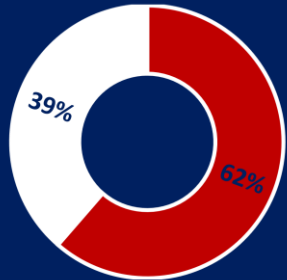
# CCCC Spring 2026 Data Dashboard

## Spring 2026 Enrollment Summary

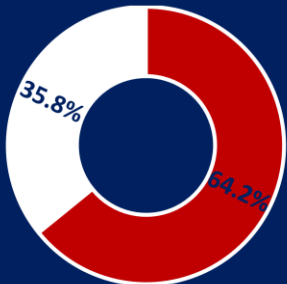
Total Students 293  
Total Credit Hours 3104  
Full-Time Equivalent 259  
First-Term Students 59



Full-Time Part-Time



Male Female

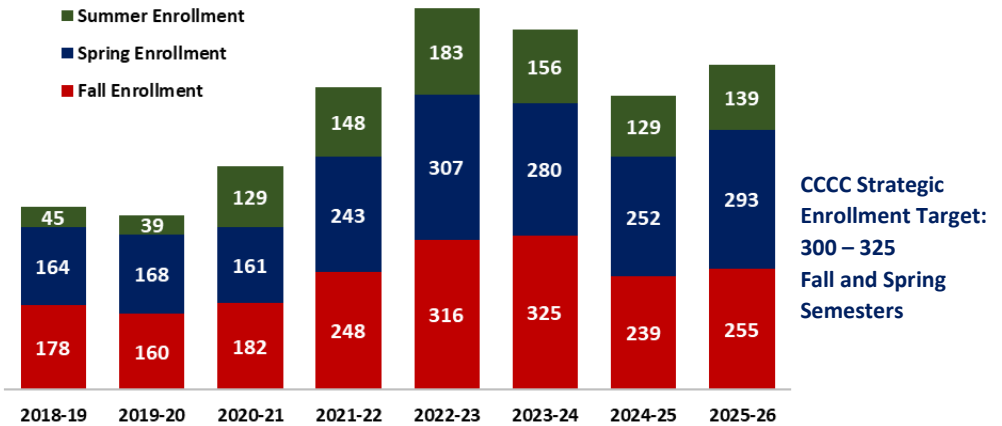


Native Non-Native



## Enrollment Trends

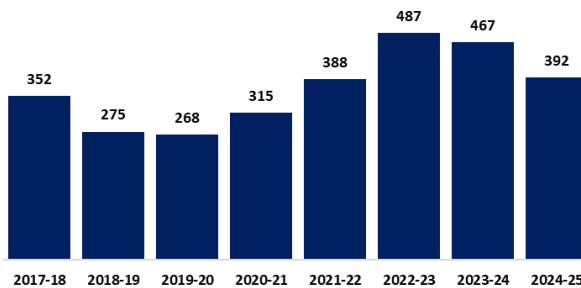
ANNUAL TOTAL ENROLLMENTS BY SEMESTER (DUPLICATED COUNTS)



Enrollment rebounded 2025-26 with Spring 2026 enrollment levels nearing enrollment target level

**Spring 2026**  
Average Age: 28.3 years  
5-year previous average age was 30.2 years  
52% single with no dependents  
38% single with dependents  
8% married with dependents  
82% of students who have dependents are single

ACADEMIC YEAR TOTAL UNDUPLICATED ENROLLMENT



High School Dual/Early Entry Enrollment continued to increase from 0% Fall 2020 to 10% Spring 2026

Spring Program Enrollment	2022	2023	2024	2025	2026	5-Yr Avg
AA Business Administration	34	50	35	27	43	38
AA Early Childhood Education	32	42	29	41	35	36
AA Fine Arts	2	4	7	2	6	4
AA Indigenous Studies	6	11	11	8	11	9
AA Liberal Arts	54	76	85	84	71	74
AA Social Work	34	46	34	42	42	40
AAS Office Technology	2	--	--	--	--	NA
AS Health, Phy Ed, & Recreation	1	1	--	--	--	NA
AS Natural Resource Management	1	2	5	3	8	4
AS Pre-Engineering	6	5	9	4	4	6
AS Pre-Nursing	9	--	--	--	--	NA
ificate Administrative Assistant	1	1	1	0	0	1
Certificate Carpentry	18	19	15	9	17	16
Certificate Dakota Language	0	2	2	1	2	1
Certificate Early Childhood Education	2	1	--	--	--	NA
Certificate Profession Driving (CDL)	6	10	13	13	20	12
Non Degree Seeking	35	37	34	18	34	32
<b>Totals</b>	<b>241</b>	<b>307</b>	<b>280</b>	<b>252</b>	<b>293</b>	

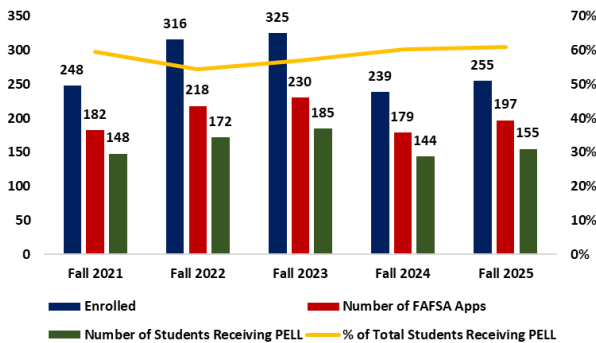
**Top 5 Programs (5-Year Average)**  
Liberal Arts  
Social Work  
Business Admin  
Early Childhood  
Carpentry

# CCCC Spring 2026 Data Dashboard



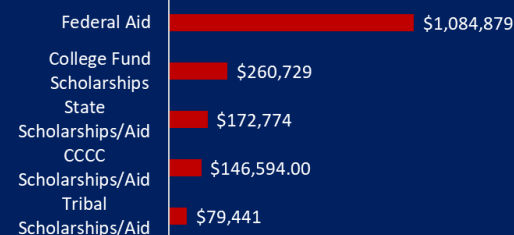
CANKDESKA CIKANA  
COMMUNITY COLLEGE  
Spirit Lake Tribe

## Student Aid



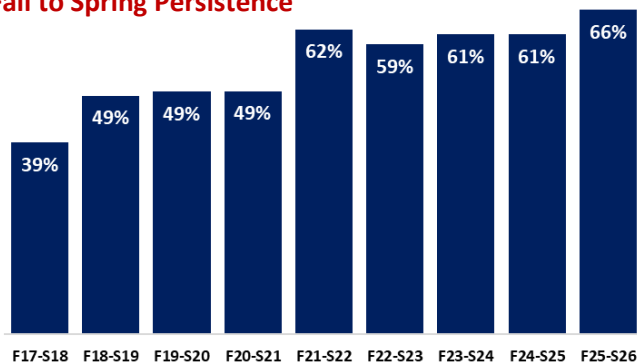
Fall and spring semesters of the 2025-26 academic year, CCCC students received over \$1.7 million in scholarships and aid

## Student Aid Fall 2025 and Spring 2026



## Student Outcomes and Measures

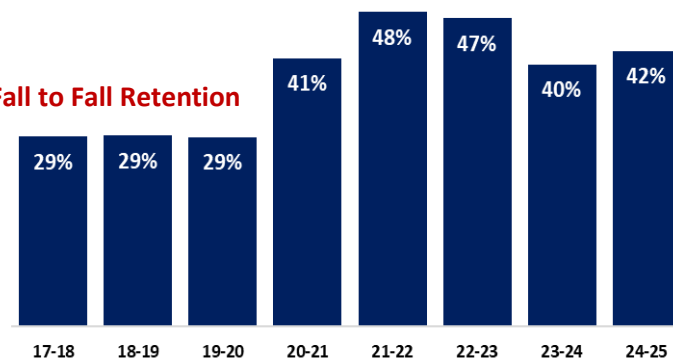
### Fall to Spring Persistence



CCCC Strategic Persistence Goal: >65%

CCCC met and exceeded the 65% persistence goal  
Fall 2025 – Spring 2026

### Fall to Fall Retention

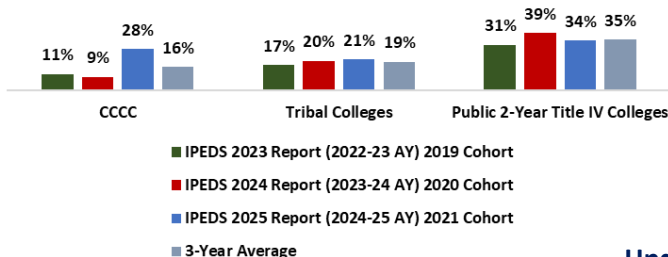


CCCC Retention Goal: >50%

CCCC cohort (new student) retention increased from 31% Fall 2023 – Fall 2024 to 43% Fall 2024 – Fall 2025, a significant increase

### IPEDS 150% Graduation Rate

Graduation Rates of full-time, first-time degree/certificate-seeking undergraduate students entering in the fall term within 150% of normal time to program completion



IPEDS Graduation Rate Goal: >12%

2025 IPEDS Feedback Report indicates CCCC met and exceeded the CCCC 12% IPEDS Graduation Rate Goal

## STUDENT SUCCESS

### Students Making Satisfactory Academic Progress

Fall 2025	58%	Spring 2026	60%
Fall 2024	60%	Spring 2025	43%
Fall 2023	59%	Spring 2024	59%

3-Year Average 57%

### 3-Year Course Success Rates (grade of C or higher)

Spring 2026 72%  
Spring 2025 65%  
Spring 2024 67%

Fall 2025 69%  
Fall 2024 66%  
Fall 2023 68%

3-Year Average 68%

### CCCC continues to experience Increased graduate numbers

2019 – 2020: 25  
2020 – 2021: 35  
2021 – 2022: 49  
2022 – 2023: 78  
2023 – 2024: 80  
2024 – 2025: 66  
On-Track for 72 graduates, 78 degrees 2025-26



Update 06/05/2026